



Institucion Educativa
JUAN PABLO I

La Llanada Nariño.

MODULO 1

English 8



ALCALDÍA MUNICIPAL
LA LLANADA

NIT: 800.149.894-0

Comprometidos con la comunidad

MUNICIPIO LA LLANADA



**Colombia
aprende**
La red del conocimiento



El futuro
es de todos

Gobierno
de Colombia



**Gobernación
de Nariño**
¡EN DEFENSA DE LO NUESTRO!



The Fantastic Three Rs

It's time to start reducing your eco-footprint. You can do it by following the three



Las tres fantásticas Rs

Es hora de comenzar a reducir su huella ecológica. Puedes hacerlo siguiendo los tres

Reduce, Recycle and Reuse

Reducir, reciclar y reutilizar

En el siguiente texto identificar en qué consiste Reducir, Reciclar y reutilizar. Con la ayuda de su diccionario identificar vocabulario desconocido.

a. When you reduce, you use only what you need. **Start by reducing** the things you don't really need. So, **stop buying** on impulse. When you are shopping, try to buy food from local markets so you reduce the amount of packaging you use (you get more packaging from supermarkets). At home, you can reduce your consumption of water **by taking shorter showers** or **recycling the water** from the washing machine to flush the toilet.


b. When you recycle, **you can make** new products. There are a lot of materials that you can recycle if they're in good condition. It's a good idea to use plastic bottles as plant pots. You can use waste paper for your art projects. And don't forget to use the paper on both sides. To recycle, you just need some creativity.


c. There are a lot of things we can reuse. Stop buying a bottle of water every day. You can refill it from the tap in some cities and use it many times. **Stop throwing away** bags and clothes. Reuse the bags you have at home and give the clothes to other people. You can reuse things more than once.


☐

☐

☐

1. 

2. 

3. 



INSTITUCION EDUCATIVA JUAN PABLO I

Autorizado por Resolución No. 940 de julio 11 de 2003
Municipio de La Llanada – departamento de Nariño.

Label each picture with the questions. Then complete the answers with expressions from the box. Etiquete cada imagen con las preguntas. Luego complete las respuestas con expresiones del cuadro

Save water, Throwing away, Turn off the tap, Reduce waste, Using private car, Recycle old tyres

Ahorrar agua, Tirando a la basura, Cerrar el grifo, Reducir el desperdicio, Usando coche privado

Reciclar tipos antiguos

How can I save water?

What can I do to reduce waste?

What can I do with my old tyres?

How can I reduce my carbon footprint?

save water throwing away using a private car
turn off the tap reduce waste recycle old tyres

1. _____



It's easy to ^a _____. For example, when you're brushing your teeth, you can ^b _____.

3. _____



It's time to ^d _____. You can compost peelings and leftover food. Stop ^e _____ everything.

2. _____



Start riding your bike. Stop ^c _____. Then you can help reduce carbon emissions.

4. _____








It's easy to ^f _____. You can make them into a nice planter for your garden.



Label the pictures with words from the Word bank, Etiquete las imágenes con palabras del banco de palabras. Use your dictionary.

Word Bank

peelings crisp packet magazines batteries plastic bottles



a. _____ b. _____ c. _____ d. _____ e. _____

Match the items with the correct bin (Une los elementos con el contenedor correcto)

Word Bank

e-waste recycling organic waste rubbish



Complete the chart. Use the words in the box and your own ideas. You can use more than once.

Completa la tabla. Usa las palabras en el cuadro y tus propias ideas. Puedes usar más de una vez.

clothes a newspaper plastic bottles
vegetable peelings photocopies mobile phones

It's possible to reduce water consumption.

You can reuse a book.

What can you:		
reduce?	recycle?	reuse?
water consumption	glass	a book



INSTITUCION EDUCATIVA JUAN PABLO I

*Autorizado por Resolución No. 940 de julio 11 de 2003
Municipio de La Llanada – departamento de Nariño.*

Read the article about eco-solutions given by kids from different parts of Colombia.
Label the paragraphs with the expressions.

Lea el artículo sobre soluciones ecológicas ofrecidas por niños de diferentes partes de Colombia. Rotula los párrafos con las expresiones.

Vocabulary:

Everywhere: En todas partes.

Holiday: Vacaciones.

Soaps: Jabones.

Empty: Vacío.

Throw away: Tirar la basura.

Save energy Save water Reduce waste

Travelling Eco-footprint

Our ecological footprint follows us everywhere. When we travel, we have an impact on the places we visit. Even when we go on holiday, we still have a responsibility to be eco-friendly. Learn to be an eco-friendly traveller by following this advice from local kids.

a. _____
Tanacio, from Sierra Nevada

I live in a Kogui community in Sierra Nevada. I take care of the rivers in the mountains by using natural soaps to wash our clothes. Tourists can help to keep our rivers clean by not using polluting cleaning products when they visit us.



b. _____
Jerónimo from Palomino, Guajira

I help reduce waste in my community by recycling plastic bottles. When tourists come, they buy a lot of water and throw away the empty bottles. Tourists can help by putting their bottles in the recycling bins in our town.



c. _____
Mayra from Valledupar

Valledupar is very hot, so it's important to plant trees because they provide oxygen and shade. We all plant trees near the house because they keep the area cool. When you come to Valledupar, you can help by turning off the air-conditioning when you leave your hotel room.



INSTITUCION EDUCATIVA JUAN PABLO I

Autorizado por Resolución No. 940 de julio 11 de 2003
Municipio de La Llanada – departamento de Nariño.

Read the article quickly . Select the best headline. Lee el artículo rápidamente.
Seleccione el mejor titular

- a. San Pedro School Waste Problem
- b. Successful Recycling Programme At San Pedro School
- c. San Pedro School Eco-Promise
- a. Problema de desechos de la escuela San Pedro
- b. Programa de reciclaje exitoso en la escuela San Pedro
- C. Escuela de San Pedro Eco-Promesa

1

In the last five years, San Pedro School in the municipality of El Tambo, Nariño, has become the number one school in the region to efficiently manage most of the waste its students, teachers and workers throw away. 2

According to the ecological pedagogical group 'Ecología y Educación', San Pedro School

has reduced 80% of the waste that goes to the local rubbish dump by promoting an interesting environmental education programme. The programme places importance on recycling, reusing and reducing non-organic material. It promotes the use of composting to turn organic waste into fertilizer for the school garden. 3

Lina Suárez, a secondary student, is very happy to see how her school is having a positive effect on the environment of the region. She says, 'When we learned that recycling paper saves trees, and composting provides the soil with natural fertilizers, we understood that not everything is rubbish, 4

Values and virtues

Valores y virtudes

Word Bank

a. respect b. cooperation c. responsibility d. creativity



INSTITUCION EDUCATIVA JUAN PABLO I

Autorizado por Resolución No. 940 de julio 11 de 2003
Municipio de La Llanada – departamento de Nariño.

Read the news stories. Decide if the situation is good or bad for the environment.

Lee las noticias. Decidir si la situación es buena o mala para el medio ambiente.

1. Big Business

The city council has announced the creation of a new shopping centre. Sadly, **it's necessary to** cut down a small forest of 200 trees to make space for the development. Local politicians **strongly believe** that the shopping centre is great for business in the city.

2. Plastic Prohibition

The mayor of the city is now asking people to stop using plastic bags. **In her opinion, it's good to** prohibit the use of plastic bags. Some people **don't agree with her**. They feel they have the right to use plastic bags because they're useful for many things.

3. Catching Only The Big Ones

There are no fish in the markets. Local fishermen say that fishing has been especially difficult, because the fish they catch are very small. They **really think it's wrong** to catch such small fish. They prefer to put them back in the ocean so they can grow bigger. Now the city's seafood restaurants are closed until the big fish return.

Olga Rojas's students are showing what they did to celebrate Earth Day at school.

Match the descriptions with the photos. Los estudiantes de Olga Rojas están mostrando lo que hicieron para celebrar el Día de la Tierra en la escuela. Une las descripciones con las fotos.

We are having an eco-competition to celebrate International Earth Day! Send pictures of your school initiatives to show people the importance of caring for the environment.



a. **We're sure** that drama is a wonderful way to show our concern for forests. We presented a play about the role of trees in our lives.

b. **We are certain it's good practice to** restore the forest. So we planted trees around the school.

c. **We strongly believe it's necessary to** know all the benefits we receive from our planet. So we organized a talk with experts and people from the community.

Match the events with the reasons. Une los eventos con los motivos

Respect El respeto

Responsibility La responsabilidad

Cooperation Cooperación

Creativity Creatividad



It's a good idea to	Events	because	Reasons
	a. present a play or an art show b. organize a paper-recycling campaign c. have a 'plant a tree' event d. have a photo exhibition		1. with photographs people can admire the beauty of the forest and show respect for animals and plants. 2. when you plant a tree, you take responsibility for the environment. 3. with cooperation , you can reduce a lot of city waste. 4. when you show creativity , people pay attention to the message and enjoy learning.

Read this article by Dr Ramón García about biodiversity and forest. And then complete the exercise. Lea este artículo del Dr. Ramón García sobre biodiversidad y bosques. Y luego completa el ejercicio.

There are many reasons why we need to protect our forests. They make the landscape beautiful and they are home to great biological diversity. Forests contain 80% of all the world's biodiversity and are the natural habitat of animals, plants and micro-organisms. In addition, this diversity provides important natural resources that sustain our lives by releasing oxygen, absorbing CO₂, preventing soil erosion, conserving water and moderating temperatures. Sadly, the growth of the human population and our needs for housing, fuel, paper, food and many other things have a negative impact on the forests of the world. According to FAO*, the world loses 13 million hectares of forest every year.

We need to support good practices that protect and restore forests by reducing the demand for paper, creating protected natural reserves, controlling agricultural development, and stopping illegal mining and logging. However, the most powerful way to achieve all these solutions is by educating people. We need to understand that the exploitation of forests can bring immediate benefits now, but it will destroy opportunities for future generations.

Do the quiz to find out how much you know about the importance of forest. Select true (T)



How much do you know about trees?	T	F
a. Every year people cut down 13 million hectares of the world's forests.		
b. Forests release CO ₂ and absorb oxygen.		
c. The only cause of deforestation around the world is agriculture.		
d. Trees help prevent soil erosion.		

Or false(F). Haga el cuestionario para averiguar cuánto sabe sobre la importancia del bosque. Seleccione verdadero (T) o falso (F)

Complete the chart with the information from the article. Complete el cuadro con la información del artículo.

Causes of problems	Solutions	Benefits
population growth	restore forests	forests absorb CO ₂

Respect Your Planet

Read three texts about community involvement. Complete the texts with the words in the Word Bank. Lea tres textos sobre participación de la comunidad. Complete los textos con las palabras en el Banco de palabras.

Think= Pensar, Believe= Creer, Sure= Por supuesto

Word Bank
think
believe
sure



a. Johana, teacher
I am ¹_____ that education is the best way to help the environment. Some children love climbing trees to take birds' eggs. When we started reading about the rich biodiversity of birds in Colombia, they understood that **it is wrong to** take birds' eggs.

b. Pedro, student
A lot of tourists come to our town on holiday, but they throw away a lot of rubbish. Last summer we started the campaign 'Take your rubbish home'. I really²_____ **it's good to** remind people that they have the obligation to deal with their rubbish.



c. Daniel, office worker
I **strongly** ³_____ that changes are possible when people unite. We are writing a petition to get financial help to clean the river in our community. Everybody needs to sign. It's **necessary to** get involved and work together.



INSTITUCION EDUCATIVA JUAN PABLO I

Autorizado por Resolución No. 940 de julio 11 de 2003
Municipio de La Llanada – departamento de Nariño.

Complete the conversation with the expressions in the box. Complete la conversación con las expresiones en el cuadro.

Juana: Do you think that ^a_____ recycle paper?
Manuel: Yes, because ^b_____ cut down so many trees.
Juana: OK. So, ^c_____ do things online. And ^d_____ print so many things.
Manuel: Yes, exactly.

it's better to
it's not necessary to
it's wrong to
it's important to



Read the story of Easter Island. Number the sections in the correct order. Then check.

Lee la historia de la Isla de Pascua. Numere las secciones en el orden correcto. Entonces revise.

Long ago, a group of people lived on a remote island in the Pacific Ocean.



The people cut down all the trees and the island lost its ecological balance. Without trees, there was soil erosion, the lakes dried, and the animals died.



In the end, the population of the island was reduced to very few people. Only the stone statues stood the test of time.



The forest gave them food and water. It also provided materials to construct houses, canoes to go fishing in and tools to transport the big statues to the coast.



As time passed, there were more and more people living on the island. They divided into two groups and started to compete for the resources on the island.



At first, the people were very organized and cooperative. In their free time, they created big stone statues.

